



May
2021

LUCKY WE LIVE HAWAII



Our President's Message



As we welcome warmer days and longer nights, we also look to a future of doors opening back up and life returning to a new normal. I want to

personally thank you for your patience this past year as we all navigated the safest way to serve our residents, employees, and our partners. It was not easy to manage an unexpected pandemic, but we did so, always keeping our residents' best interests and safety first and foremost. Over the course of the next month, we hope to begin opening up our amenities (as appropriate and approved by local guidelines), and see a full return of staff to our offices. Our teams look forward to seeing you and helping you in any way we can. And as a reminder, one of the best ways to help minimize the spread of COVID-19 is to get vaccinated. If you are having difficulties finding a location where you can receive your vaccination, please check out:

<http://vaccinefinder.org/>

Best Regards,

John Ehle

President - Hunt Military Communities



OhanaNavyCommunities.com



FOLLOW US ON SOCIAL MEDIA



for resident information, important community updates, fun virtual activities, plus contests with prizes and to stay connected as one ohana



Follow us on Instagram:

<https://www.instagram.com/>



Connect with us on Facebook:

[www.facebook.com/
OhanaNavyMilitaryCommunities](http://www.facebook.com/OhanaNavyMilitaryCommunities)

Ohana Military Communities –Useful Contact Information:

Maintenance Requests: (808) 839-HELP (4357)

Property Contact Email:

navyhawaii@huntcompanies.com

Employee Spotlights from April



Meet our awesome team Member, John Feliciano!

John is one of our talented Maintenance Techs.

Fun Facts about John: He's happy, upbeat and full of energy. Works on a property all by himself!

What he loves about his job:

- 1) Like to serve the people that serve our country.
- 2) Enjoys that he can do what he has learned to do in his role in maintenance

Meet our amazing team member, Todd! He is an HVAC Technician who enjoys playing pool and watching college football.

Todd says, "I love helping the residents get the satisfaction that they expect living in our communities. I also love working with my hardworking brothers and sisters at work. They are all heroes in my book!"

Thank you for all you do for our communities, John and Todd!



WE ARE HERE FOR YOU! - OFFICE CONTACTS

We are still practicing social distancing and we also ask that you wear a mask when coming to the office!

West RSO

2500 Radford Drive, Honolulu, HI 96818

(808) 839-8640

WestRSO@HuntCompanies.com

East RSO

620 Pool St. Honolulu, HI 96818

(808) 839-8620

EastRSO@HuntCompanies.com

Catlin RSO

3349 Catlin Drive, Honolulu, HI 96818

(808) 839-8660

CatlinRSO@HuntCompanies.com

Central RSO

100 Lehua Ave., Pearl City, HI 96782

(808) 839-8670

(808) 840-3574 (Camp Stover Office)

CentralRSO@HuntCompanies.com

South RSO

298 Main Street, Honolulu, HI 96818

(808) 839-8630

southRSO@huntcompanies.com

For Emergency and Urgent Maintenance
Contact: (808) 839-4357



For Routine Maintenance: Please submit via
the RentCafe Resident app!

ohananavycommunities.com



Social Media Contest Highlights

Around the World With OMC!



Mahalo to all our residents who
sent in your awesome travel pics!
More contests to come!


Maintenance Corner

A/C MAINTENANCE

Cleaning out your air conditioner to prevent potential leaks might be easier than you thought. Simply remove the PVC cap from the A/C drain line and drop five to six cap fulls of bleach or vinegar down the line. This will help clear out any sludge building up in the trap that could cause your unit to leak. However, if you need assistance, are unsure how to proceed correctly, or if you notice leakage in your air conditioning unit (regardless of how small), please contact our maintenance department at (808) 839- HELP (4357).

Enjoy More Pool Time


This is a friendly reminder that the pool hours will extend 1 hour after Memorial Day from 10am-7pm! Remember to register at your RSO in order to visit the pools– they will issue you wrist bands to access the pools. Have fun enjoying the water and be safe!



We Love Your Pups!

We love dogs! As a friendly reminder, when walking your furry friends around the neighborhood, please remember that all pets are required to be leashed at all times when outside of your home and in common or shared areas.

You are also expected to clean up after them as needed. We ask that everyone do their part to keep this a clean community for everyone to enjoy. Mahalo for your kokua!



WINDOW SAFETY checklist

Warm weather and the urge to open a window pose a potential danger that many people don't realize until it's too late – **window falls**.

Please check all the rooms in your home and make sure they are safe places for your children to play or nap.

On average, 100 children die each year from fall related injuries and over 2 million children are injured.¹



- ✓ Teach children about the hazards of playing near an open window and make sure they understand that a screen will not stop them from falling.
- ✓ Never put beds or other furniture under a window.
- ✓ Do not allow children to stand on toys or other items to look out a window.
- ✓ Routinely check your screens to make sure that they are secure and if you have concerns please call maintenance. Remember: **SCREENS DO NOT PREVENT FALLS.**
- ✓ Check the cords on your blinds and other window-coverings to make sure they do not pose a choking hazard. Keep cords up, out of the reach of small hands. Make sure all cords are free-hanging and are not looped or knotted.
- ✓ If you require additional safety measures for your windows, please inquire at your local Hunt Residential Management office.



WHAT YOU SHOULD KNOW

Important Tips for Window Safety



WHAT YOU SHOULD KNOW

A nationwide study published by the American Academy of Pediatrics in 2011 reviewed hospital visits by children injured by falling from a window.² The study found:

- 25% of the children required admission to the hospital.
- 58% of the children were male.
- 48% of the children sustained head or face injuries.
- Children 0 - 4 years old were more likely to sustain head injuries.
- Children 0 - 4 years old were 1.65 times more likely to die or be hospitalized due to a window fall than older children.

WHAT YOU CAN DO

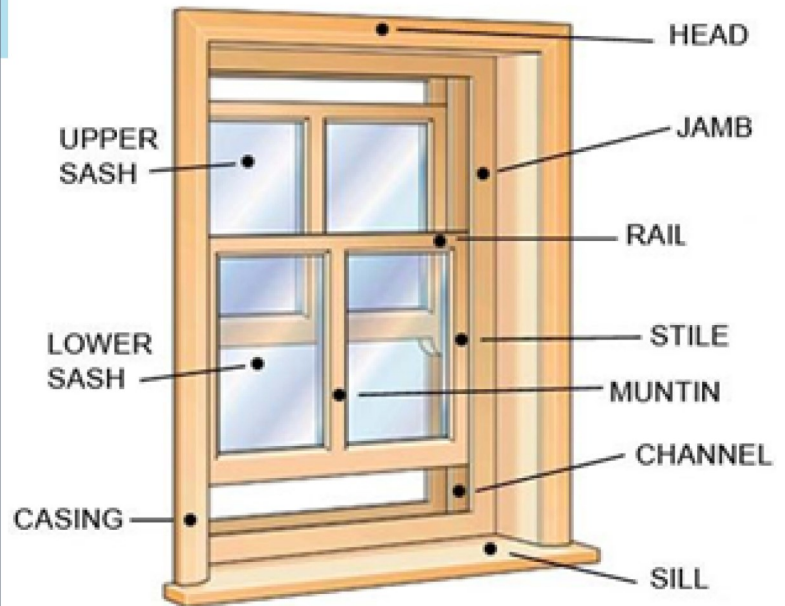
- **Close it!** Close upstairs windows if an unattended child will be in the room.
- **Move it!** Anything that could become a ladder should be moved away from upstairs windows. Look for toys, boxes, beds, and other furniture kids could use to climb to the window.
- **Check it!** Routinely check your windows (while the children aren't watching) to ensure the locking mechanism is in proper working order. If a window lock isn't working properly, please call Maintenance.

WHAT KIDS SHOULD KNOW

- **Kids can't fly!** Stress the importance of being safe around windows.
- **Don't push me!** Children should never push or lean against a screen or window frame. Teach them that a window screen will not stop them from falling out of the window.
- **Don't cross the line!** Kids should never lean or reach out an open window. Teach them to never reach across or climb on the window ledge.
- **Don't monkey around there!** Climbing is fun on the playground but can be dangerous near stairs or an open window.

WHAT YOU SHOULD KNOW

Important Tips for Window Safety



SAFE WINDOW OPERATION

- To open the lower sash on your window, unlock the sash and push it up, keeping fingers away from the sill channel to prevent fingers from being pinched.
- To open the upper sash on your double hung window, unlock the lower sash before pulling down the top of the upper sash to lower it.
- When operating the thumb button to tilt the lower sash for cleaning, keep fingers on the outside of the window sash to prevent injuries.
- Keep fingers away from the sash channel at all times to prevent injuries.
- If the upper sash does not stay up, or becomes difficult to raise or lower, call maintenance and do not use until the window is repaired

**Have more questions
about window safety?**

Please call our
office.

We're happy to help!

Angel Guard Locks

The "Guardian Angel Window Guards" are a set of removable steel bars that are designed to prevent children from falling out of windows.

The Guardian Angel Window Guard is available for all residents, recommended for children ages 5 and younger, and are made to protect children from these harmful moments and to give parents peace of mind that a tragic window fall will not occur in their home.

If you are interested in obtaining Angel Guard Locks for your windows, please contact your RSO!



Energy Saving Tips

- 1) Turn your fans off when you leave the room. Fans cool people, not rooms. Running a fan while no one is in the room can actually make it hotter, and can cost approximately \$400 per year in electricity costs. So turn your fans off unless you are right there to enjoy them!
- 2) Watch your thermostat temperature. To stay in the buffer, try to keep the temperature on your thermostat between 75-78 degrees, as recommended by Ohana Military Communities.
- 3) Stick to one refrigerator. An extra fridge or freezer, especially in a hot garage, can cost up to \$500 in electricity costs. If you have a second refrigerator for just a few things, strongly consider selling it and using just one. Also, keep the refrigerator door closed.
- 4) Orient your blinds upward to deflect sun. One of the best ways to keep your home cool on a hot day is to prevent the heat from the sun's rays from entering it in the first place. By properly orienting your blinds, you limit the amount of heat entering your home.
- 5) Change your A/C filter regularly. When your filter is dirty and clogged, it makes your A/C work harder to circulate air, using more energy and costing you more money. Keeping your filter clean will help ensure that your system is using energy efficiently and pumping clean, debris-free air throughout your home.

RSO Corner

All of us at Ohana Military Communities hope that all of you are staying active, well and healthy and we want to wish all of you moms out there a very Happy Mother's Day!

Also, to keep us all safe, there's still time to receive your Pfizer COVID19 vaccine at Bloch Arena, JBPHH.

Appointments are available daily (including Saturdays) for active duty members and direct family members (with dependent ID), Department of Defense and NAF civilians, and DoD contractors, and military retirees.

Protect yourselves, your coworkers, your family and the greater Oahu ohana! Vaccines are completely free but you **MUST** first make a reservation at:

<https://www.operationcovidshot.com> That's right – safe, effective and free.

Help Hawai'i get back to normal. Get vaccinated today!

Mahalo for being a valued resident,

Ohana Military Communities

